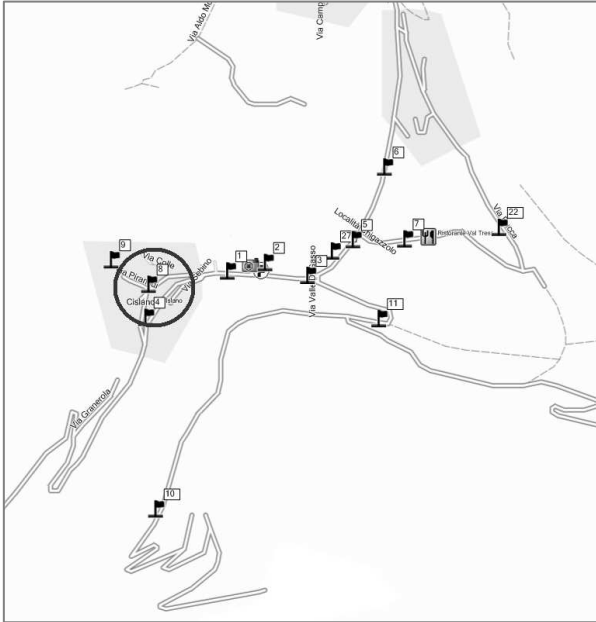


COMUNE DI ZONE(BS)

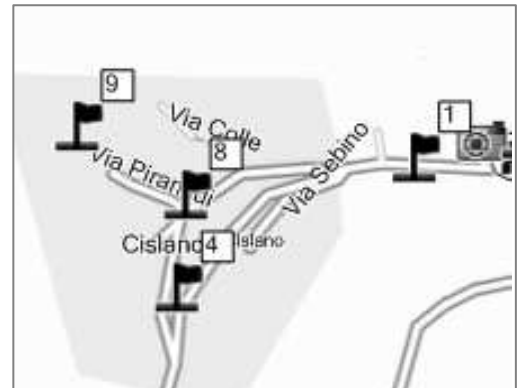
Frazione di Cislano (lungo la provinciale)

Scheda n.

4



ESTRATTO CARTOGRAFICO



LOCALIZZAZIONE PUNTO DI MISURA



RIPRESA FOTOGRAFICA PUNTO DI MISURA

Nome misura: 831_Data.068

Località:

Strumentazione: 831 0001605

Durata misura [s]: 608.2

Nome operatore:

Data, ora misura: 10/09/2009 9.58.15

Over SLM: 0 Over OBA: 3

L1: 68.9 dBA

L5: 63.2 dBA

L10: 54.4 dBA

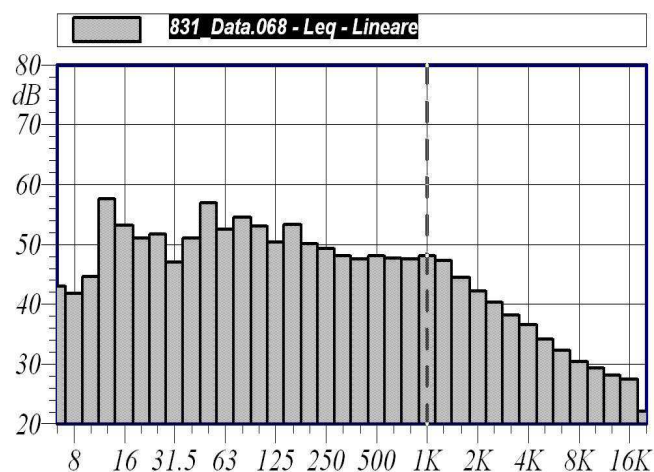
L50: 45.4 dBA

L90: 42.2 dBA

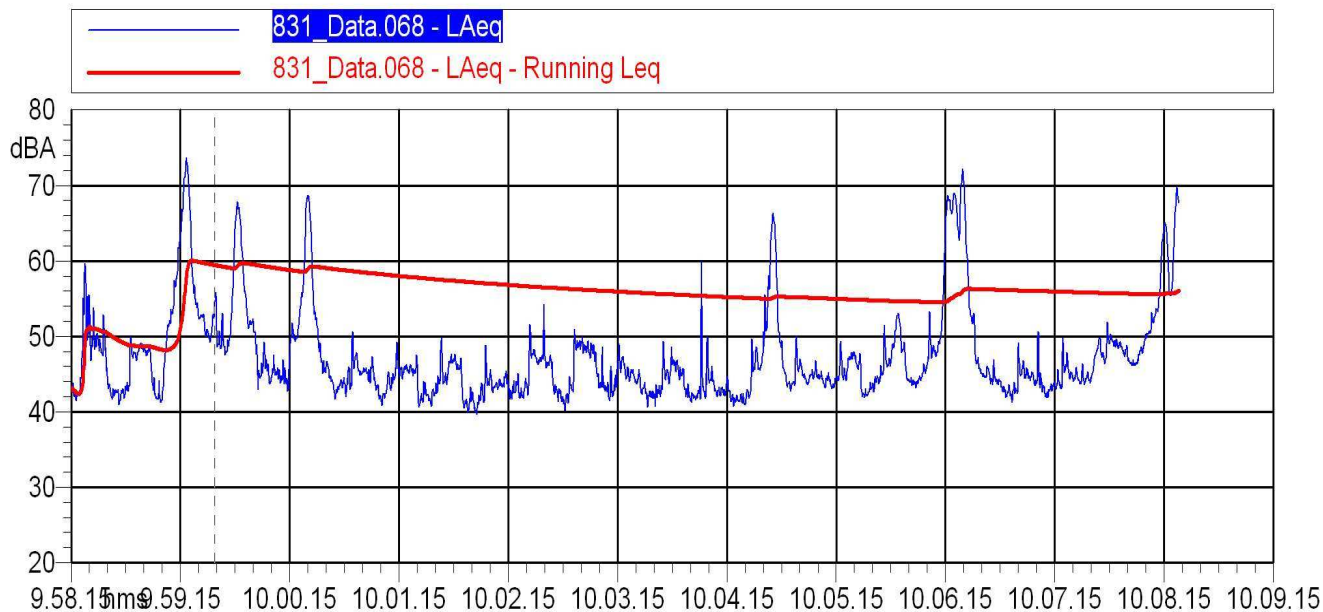
L95: 41.8 dBA

$L_{Aeq} = 56.0 \text{ dB}$

831_Data.068					
Leq - Lineare					
dB		dB		dB	
6.3 Hz	43.0 dB	100 Hz	53.0 dB	1600 Hz	44.4 dB
8 Hz	41.8 dB	125 Hz	50.4 dB	2000 Hz	42.2 dB
10 Hz	44.6 dB	160 Hz	53.3 dB	2500 Hz	40.3 dB
12.5 Hz	57.6 dB	200 Hz	50.1 dB	3150 Hz	38.1 dB
16 Hz	53.2 dB	250 Hz	49.2 dB	4000 Hz	36.6 dB
20 Hz	51.0 dB	315 Hz	48.1 dB	5000 Hz	34.2 dB
25 Hz	51.7 dB	400 Hz	47.5 dB	6300 Hz	32.2 dB
31.5 Hz	46.9 dB	500 Hz	48.0 dB	8000 Hz	30.4 dB
40 Hz	51.0 dB	630 Hz	47.7 dB	10000 Hz	29.3 dB
50 Hz	56.9 dB	800 Hz	47.6 dB	12500 Hz	28.1 dB
63 Hz	52.6 dB	1000 Hz	48.0 dB	16000 Hz	27.4 dB
80 Hz	54.6 dB	1250 Hz	47.3 dB	20000 Hz	22.1 dB



Annotazioni:



831_Data.068			
LAeq			
Nome	Inizio	Durata	Leq
Totale	9.58.15	00:10:08.200	56.0 dBA
Non Mascherato	9.58.15	00:10:08.200	56.0 dBA
Mascherato		00:00:00	0.0 dBA

